

Government Dental College and Hospital, Mumbai
POST GRADUATE (MDS) interdepartmental activity
Report

Date: 4th JANUARY 2025

Venue: Lecture Theatre 2 (GDC & H, MUMBAI)

Time: 1:00 pm

The 1st session of PG interdepartmental activity for post graduate students in the course of MDS for the year 2025 and launch of NEXUS JOURNAL 2024 and case of the month series 2024 was conducted under the guidance of Dr. Wasundhara Bhad, Dean, Govt Dental College and Hospital, Mumbai.

Dr. Pratik Walunkjar and Dr Niharika Kumari editors of PG club hosted the ceremony. Dr Easwaran Ramaswami, the PF Officer Incharge gave a welcome speech to the gathering. Followed by the Dean's address..

The program commenced with Dr. Wasundhara Bhad, Dean, Govt. Dental College and Hospital, Mumbai welcoming the Chief guest Dr. Hemant Umarji, Former Professor & Head, Oral Medicine and radiology at GDCH Mumbai and subject experts Dr Amit Date, Professor, Oral Surgery, DY Patil University School of Dentistry, Navi Mumbai and Dr Ajit Shaligram, Consultant endodontist, Thane.

The NEXUS Journal 2024 was released at the hands of the chief guest, Dr HR Umarji in the presence of Dean, Dr Wasundhara Bhad, Vice dean, Dr Dimple Padawe all the HODs and the subject experts along with Nexus editors Dr Vishnu and Dr Prajakta.

Dr Vishnu and Dr Prajakta were awarded certificate of appreciation for their contribution as the editors of Nexus 2024.


The first presentation of Nexus 2025 was presented by the Department of conservative dentistry and endodontics by Dr Diya and Dr Prajakta on the topic, Microsurgeries for removal of foreign bodies in the periradicular region. Dr Ajit Shaligram presented his comments on the talk.

The second presentation was by the department of Oral and maxillofacial surgery by Dr Vishnu and Dr Harshwardhan on the topic , Shattered yet restored- A comprehensive collection of trauma cases. Dr Amit Date presented his comments on the talk.


Lastly was the case of the month was presented by Dr Kalyani Barve from the department of pediatric and preventive dentistry..

Ending the session with Vote of Thanks by our editors to Dean madam, Chief guests, subject experts, all HOD's, staffs and PG students.

FLYER OF THE PROGRAM



GOVERNMENT DENTAL COLLEGE & HOSPITAL, MUMBAI



Inaugural Ceremony

- **RELEASE OF NEXUS - JOURNAL 2024**
- **CASE OF THE MONTH SERIES 2024**
- **NEXUS - 2025**

By the Auspicious Hands of

Dr. Hemant R. Umarji

Ex Professor & Head
Department of Oral Medicine & Radiology
Government Dental College & Hospital, Mumbai


Date: 4th January, 2025 | Time: 1.00 pm. | Venue: Lecture Theatre -2

Dr. Wasundhara Bhad (Patil)
Dean
Government Dental College & Hospital,
Mumbai


Dr. Dimple Padawe
Vice Dean (Academics)
Government Dental College & Hospital,
Mumbai

Dr. Easwaran Ramaswami
Officer In-Charge
Postgraduate Cell

BROCHURE OF THE PROGRAM



GOVERNMENT DENTAL COLLEGE & HOSPITAL, MUMBAI



NEXUS

AIM
To facilitate inter-disciplinary interaction and thereby enable post graduate students to understand the importance of multiple specialties in patient care.

OBJECTIVES

- To gain comprehensive knowledge of diagnosis and treatment planning through multi-disciplinary approach and provide holistic patient care.
- To keep abreast about newer advances in different specialties of dentistry.
- To encourage students to develop their presentation skills.

Dr. Wasundhara Bhad (Patil)
Dean
Government Dental College & Hospital,
Mumbai

Dr. Easwaran Ramaswami
Officer in-Charge
Postgraduate Cell

TOPIC :- SHATTERED YET RESTORED A COMPREHENSIVE CASE COMPILATION OF MAXILLOFACIAL TRAUMA

DEPARTMENT OF ORAL & MAXILLOFACIAL SURGERY

ABSTRACT:
Maxillofacial trauma presents a diverse range of injuries to the face, neck and oral tissues, often resulting from accidental, violence or sports-related events. This presentation explores the management and outcomes of multiple patients with varying types of maxillofacial trauma treated at Department of Oral and Maxillofacial Surgery of GDCH. The presentation includes a compilation of fractures involving the maxillofacial region, along with associated soft tissue injuries. The trauma cases range from mild fractures to severe, complex injuries requiring hospitalization.

Each patient underwent a thorough clinical assessment and appropriate imaging, followed by a multidisciplinary approach to management involving various specialties. Surgical procedures include open reduction and internal fixation and soft tissue repair, with an emphasis on restoring both function and aesthetics. Post-operative follow-up revealed that the majority of patients achieved favorable recovery.

This case series underscores the significance of an interdisciplinary approach in the management of maxillofacial trauma, highlighting the collaborative inter-consultation precise surgical techniques, and comprehensive post-operative care in achieving optimal patient outcomes. The findings emphasize the complexity and versatility of maxillofacial injuries, suggesting the need for individualized treatment protocols to ensure the best functional and cosmetic result.

PRESENTER :-
Dr. Harshvardhan Shelke
Dr. Vishnu, & Panicker

SUBJECT EXPERT :-
Dr. Amit Dale
Department of Oral and Maxillofacial Surgery
Dr. Y. Y. Patel Dental College, Nashik, Maharashtra

TOPIC :- MICROSURGERIES FOR REMOVAL OF FOREIGN BODIES IN FERRADICULAR REGION

DEPARTMENT OF CONSERVATIVE DENTISTRY & ENDOCRONICS

ABSTRACT:
Columbhydrin (C₁₂H₁₆O₁₀) is a natural polymeric carbohydrate polymer, known for its biocompatible properties, ability to form hydrogels, and potential for drug delivery and tissue repair. Typically, Columbhydrin (COH) gels are prepared using a simple technique. Despite its numerous benefits, it has been observed that the use of COH gels in certain cases may lead to complications, such as the extrusion of particles and subsequent infection. The extraction of particles from the site has been reported with the use of COH gels.

This presentation discusses the management of foreign bodies in the ferradicular region, highlighting the challenges faced by the operator to maintain adequate control over the placement of COH gels. The presentation also discusses the use of microsurgical techniques for the removal of foreign bodies from the ferradicular region, emphasizing the importance of precise surgical techniques and the use of microsurgical instruments.

This case series underscores the significance of an interdisciplinary approach in the management of maxillofacial trauma, highlighting the collaborative inter-consultation precise surgical techniques, and comprehensive post-operative care in achieving optimal patient outcomes. The findings emphasize the complexity and versatility of maxillofacial injuries, suggesting the need for individualized treatment protocols to ensure the best functional and cosmetic result.

PRESENTER :-
Dr. Divya Nalavade
Dr. Pratik Patil

SUBJECT EXPERT :-
Dr. Aji Shaligram
Faculty of Conservative Dentistry, Endodontics & Periodontology
Government Dental College & Hospital, Mumbai

Case of the Month

PRESENTER :- Dr. Kalyani Barve

Date: 4th January, 2025 | Time: 1.00 pm. | Venue: Lecture Theatre -2

GOVERNMENT DENTAL COLLEGE & HOSPITAL, MUMBAI



GOVERNMENT DENTAL COLLEGE & HOSPITAL, MUMBAI

CERTIFICATE OF APPRECIATION

Awarded to

Dr. Amit Date

for being Subject Expert - Department of Oral and Maxillofacial Surgery
on **"NEXUS" Inter- Disciplinary PG Activity**
at Government Dental College & Hospital, Mumbai
on 4th January, 2025

Dr. Wasundhara Bhad (Patil)
Dean
Government Dental College & Hospital, Mumbai

Dr. Easwaran Ramaswami
Officer In-Charge
Postgraduate Cell



GOVERNMENT DENTAL COLLEGE & HOSPITAL, MUMBAI

CERTIFICATE OF APPRECIATION

Awarded to

Dr. Ajit Shaligram

for being Subject Expert - Department Of Conservative Dentistry & Endodontics
on **"NEXUS" Inter- Disciplinary PG Activity**
at Government Dental College & Hospital, Mumbai
on 4th January, 2025

Dr. Wasundhara Bhad (Patil)
Dean
Government Dental College & Hospital, Mumbai

Dr. Easwaran Ramaswami
Officer In-Charge
Postgraduate Cell



GOVERNMENT DENTAL COLLEGE & HOSPITAL, MUMBAI

CERTIFICATE OF APPRECIATION

Awarded to

Dr. Vishnu R. Panicker

for their valuable contribution
as **Nexus Editors**
for the year- 2024

Dr. Wasundhara Bhad (Patil)
Dean
Government Dental College & Hospital, Mumbai

Dr. Easwaran Ramaswami
Officer In-Charge
Postgraduate Cell



GOVERNMENT DENTAL COLLEGE & HOSPITAL, MUMBAI

CERTIFICATE OF APPRECIATION

Awarded to

Dr. Prajakta Pol

for their valuable contribution
as **Nexus Editors**
for the year- 2024

Dr. Wasundhara Bhad (Patil)
Dean
Government Dental College & Hospital, Mumbai

Dr. Easwaran Ramaswami
Officer In-Charge
Postgraduate Cell



Mumbai, Maharashtra, India
St George Hospital Road, Fort, Mumbai, 400001,
Maharashtra, India
Lat 18.939962, Long 72.837037
01/04/2025 02:54 PM GMT+05:30
Note : Captured by GPS Map Camera

Mumbai, Maharashtra, India
St George Hospital Road, Fort, Mumbai, 400001,
Maharashtra, India
Lat 18.939962, Long 72.837037
01/04/2025 05:28 PM GMT+05:30
Note : Captured by GPS Map Camera

Mumbai, Maharashtra, India
St George Hospital Road, Fort, Mumbai, 400001,
Maharashtra, India
Lat 18.939959, Long 72.837676
01/04/2025 02:36 PM GMT+05:30
Note : Captured by GPS Map Camera

Mumbai, Maharashtra, India
St George Hospital Road, Fort, Mumbai, 400001,
Maharashtra, India
Lat 18.939959, Long 72.837668
01/04/2025 02:19 PM GMT+05:30
Note : Captured by GPS Map Camera

Mumbai, Maharashtra, India
St George Hospital Road, Fort, Mumbai, 400001,
Maharashtra, India
Lat 18.939978, Long 72.837700
01/04/2025 02:59 PM GMT+05:30
Note : Captured by GPS Map Camera

